

# Central Jaguars Varsity

Andover, KS · Prep Baseball

Spring 2021

# 23-2

Scores Live · Active

**Batting**   Pitching   Fielding   Quality At-Bat Differential

## Batting Stats

Standard	Patience, Speed & Power	QABs & Team Impact
----------	-------------------------	--------------------

Show stats for:


Qualifying Games ▼ [\[?\]](#)

Filter by date range:

Apr 1 vs Campus Colts ▼ to May 28 vs Blue Valley Southwest Timberwolv ▼

#	Roster	GP	PA	AB	H	1B	2B	3B	HR	RBI	R	HBP	ROE	FC	CI	BB	SO	AVG	OBP	SLG	OPS
8	<a href="#">Alex Ronk</a>	25	100	81	26	18	8	0	0	18	13	1	5	3	0	18	13	.321	.450	.420	.870
4	<a href="#">Bryce Naipohn</a>	24	80	62	19	17	1	1	0	3	19	2	1	3	0	16	7	.306	.463	.355	.817
21	<a href="#">Connor Cunningham</a>	1	1	1	0	0	0	0	0	0	0	0	0	0	0	0	1	.000	.000	.000	.000
1	<a href="#">Cooper Tabor</a>	25	78	72	27	22	4	1	0	16	20	1	3	2	0	5	10	.375	.423	.458	.881
5	<a href="#">Diego Garcia</a>	3	3	3	1	1	0	0	0	1	1	0	0	0	0	0	0	.333	.333	.333	.667
2	<a href="#">Easton Elliot</a>	25	103	88	39	28	6	5	0	26	36	0	2	1	0	10	8	.443	.480	.625	1.105
11	<a href="#">Jack Bell</a>	25	101	80	27	25	1	1	0	18	29	8	5	2	0	11	16	.338	.460	.375	.835
9	<a href="#">Jacob Horn</a>	16	39	33	6	4	1	1	0	2	9	0	1	2	0	4	13	.182	.270	.273	.543
6	<a href="#">Lou Blackman</a>	25	96	89	30	28	1	1	0	25	11	4	1	4	0	2	18	.337	.375	.371	.746
14	<a href="#">Matt Buffington</a>	25	89	75	20	15	3	1	1	12	8	4	0	4	0	10	15	.267	.382	.373	.755
10	<a href="#">Rece Wilson</a>	25	87	76	19	19	0	0	0	10	11	3	2	4	0	6	19	.250	.326	.250	.576
17	<a href="#">Shane Frey</a>	11	31	28	5	3	2	0	0	2	6	1	2	2	0	1	13	.179	.233	.250	.483
7	<a href="#">Wilson Price</a>	15	19	17	3	2	1	0	0	3	5	0	2	1	0	0	4	.176	.167	.235	.402
15	15	4	0	0	0	0	0	0	0	0	1	0	0	0	0	0	0	.000	.000	.000	.000
24	24	1	0	0	0	0	0	0	0	0	0	0	0	0	0	0	0	.000	.000	.000	.000
<b>Totals</b>		<b>25</b>	<b>827</b>	<b>705</b>	<b>222</b>	<b>182</b>	<b>28</b>	<b>11</b>	<b>1</b>	<b>136</b>	<b>169</b>	<b>24</b>	<b>24</b>	<b>28</b>	<b>0</b>	<b>83</b>	<b>137</b>	<b>.315</b>	<b>.401</b>	<b>.390</b>	<b>.791</b>

<b>GP:</b> Games played	<b>2B:</b> Doubles	<b>HBP:</b> Hit by pitch	<b>SO:</b> Strikeouts
<b>PA:</b> Plate appearances	<b>3B:</b> Triples	<b>ROE:</b> Reached on error	<b>AVG:</b> Batting average (season)
<b>AB:</b> At bats	<b>HR:</b> Home runs	<b>FC:</b> Hit into fielder's choice	<b>OBP:</b> On-base percentage (season)
<b>H:</b> Hits	<b>RBI:</b> Runs batted in	<b>CI:</b> Batter advances on catcher's interference	<b>SLG:</b> Slugging percentage
<b>1B:</b> Singles	<b>R:</b> Runs scored	<b>BB:</b> Base on balls (walks)	<b>OPS:</b> On-base percentage plus slugging percentage (season)

[Export Season Stats \(.csv\)](#)  All stats can be edited from the game. Visit [Schedule](#) to adjust stats for a specific game.

# Central Jaguars Varsity

Andover, KS · Prep Baseball

Spring 2021

# 23-2

Scores Live · Active

[Batting](#) **[Pitching](#)** [Fielding](#) [Quality At-Bat Differential](#)

## Pitching Stats

<a href="#">Standard</a>	<a href="#">Efficiency</a>	<a href="#">Command</a>	<a href="#">Batter Results</a>	<a href="#">Runs &amp; Running Game</a>	<a href="#">Pitch Breakdown</a>
--------------------------	----------------------------	-------------------------	--------------------------------	---	---------------------------------

Show stats for:

Qualifying Games [?]

Filter by date range:


Apr 1 vs Campus Colts ▼

to

May 28 vs Blue Valley Southwest Timberwolv ▼

#	Roster	IP	GP	GS	W	L	SV	SVO	BS	SV%	H	R	ER	BB	SO	HBP	ERA	WHIP
8	<a href="#">Alex Ronk</a>	39.0	16	3	4	1	7	7	0	1.000	13	4	2	15	46	5	.462	.718
2	<a href="#">Easton Elliot</a>	8.0	5	0	3	1	1	1	0	1.000	5	6	2	8	5	0	2.250	1.625
9	<a href="#">Jacob Horn</a>	50.0	10	10	7	0	0	0	0	.000	43	17	16	25	44	3	2.880	1.360
6	<a href="#">Lou Blackman</a>	23.2	10	1	1	0	4	4	0	1.000	15	9	7	9	8	7	2.662	1.014
10	<a href="#">Rece Wilson</a>	55.1	12	11	8	0	0	0	0	.000	45	21	15	20	55	3	2.440	1.175
<b>Totals</b>		<b>176.0</b>	<b>25</b>	<b>25</b>	<b>23</b>	<b>2</b>	<b>12</b>	<b>12</b>	<b>0</b>	<b>1.000</b>	<b>121</b>	<b>57</b>	<b>42</b>	<b>77</b>	<b>158</b>	<b>18</b>	<b>2.148</b>	<b>1.125</b>

<b>IP:</b> Innings Pitched	<b>SV:</b> Saves	<b>R:</b> Runs allowed	<b>ERA:</b> Earned run average (season)
<b>GP:</b> Games pitched	<b>SVO:</b> Save opportunities	<b>ER:</b> Earned runs allowed	<b>WHIP:</b> Walks plus hits per innings pitched
<b>GS:</b> Games started as the pitcher	<b>BS:</b> Blown saves	<b>BB:</b> Base on balls (walks)	
<b>W:</b> Wins	<b>SV%:</b> Save percentage	<b>SO:</b> Strikeouts	
<b>L:</b> Losses	<b>H:</b> Hits allowed	<b>HBP:</b> Hit batters	

[Export Season Stats \(.csv\)](#)  All stats can be edited from the game. Visit [Schedule](#) to adjust stats for a specific game.

### GAMECHANGER

- [Download the App](#)
- [Create Your Team](#)
- [Create an Account](#)
- [How GC Works](#)
- [Pricing](#)

### COMPANY

- [About Us](#)
- [Careers](#)

### CONNECT

- [Help](#)
- [GC Blog](#)
- [GC Tech Blog](#)
- [Made in NYC!](#)

# Central Jaguars Varsity

Andover, KS · Prep Baseball

Spring 2021

# 23-2

Scores Live · Active

[Batting](#) [Pitching](#) **[Fielding](#)** [Quality At-Bat Differential](#)

## Fielding Stats

**Standard** [Catching](#)

Show stats for:

Qualifying Games [?](#)

Filter by date range:

Apr 1 vs Campus Colts



to

May 28 vs Blue Valley Southwest Timberwolv



**Note:** Currently Fielding stats are not exported to MaxPreps; we hope to include this feature in the future.

#	Roster	TC	A	PO	E	DP	TP	FPCT
8	<a href="#">Alex Ronk</a>	61	39	17	5	3	0	.918
4	<a href="#">Bryce Naipohn</a>	195	6	185	4	10	0	.979
21	<a href="#">Connor Cunningham</a>	0	0	0	0	0	0	.000
1	<a href="#">Cooper Tabor</a>	98	53	42	3	6	0	.969
5	<a href="#">Diego Garcia</a>	1	0	1	0	0	0	1.000
2	<a href="#">Easton Elliot</a>	113	72	35	6	9	0	.947
11	<a href="#">Jack Bell</a>	38	3	35	0	1	0	1.000
9	<a href="#">Jacob Horn</a>	20	4	15	1	0	0	.950
6	<a href="#">Lou Blackman</a>	20	5	14	1	0	0	.950
14	<a href="#">Matt Buffington</a>	195	26	165	4	0	0	.979
10	<a href="#">Rece Wilson</a>	31	25	3	3	1	0	.903
17	<a href="#">Shane Frey</a>	10	1	9	0	1	0	1.000
7	<a href="#">Wilson Price</a>	7	0	7	0	0	0	1.000
<b>Totals</b>		<b>789</b>	<b>234</b>	<b>528</b>	<b>27</b>	<b>12</b>	<b>0</b>	<b>.966</b>

TC: Total Chances

A: Assists


PO: Putouts

E: Errors

DP: Double Plays

TP: Triple Plays

FPCT: Fielding Percentage

[Export Season Stats \(.csv\)](#)  All stats can be edited from the game. Visit [Schedule](#) to adjust stats for a specific game.